



ART 9 SERIES

A giant leap



A REVOLUTION IN PORTABLE SOUND

ART 9 combines raw power and technological innovation to reliably deliver superior clarity with impressive sound pressure. With RCF build quality and packed with premium features, it's the most versatile loudspeaker for professional applications—on the road, on the stage, and is also suitable for fixed installation.



POWER THAT MOVES

- Road-proof Cabinet with M-Brace Reinforcement
- The Most Powerful Amplifier in its Class
- **2100W** [1,400W (LF) + 700W (HF)]
- Advanced DSP with Presets




ADVANCED TRANSDUCERS

- Best-in-Class Compression Driver
- 10x Stronger Kapton Diaphragm Design
- More Consistent Energy Transfer
- Improved Thermal Resistance



BASS MOTION CONTROL

- Exclusive Woofer Excursion Management
- Extended Low-Frequency reproduction
- Free from High-pass Filtering
- Full-range Limiter Removed



TRUE RESISTIVE WAVEGUIDE

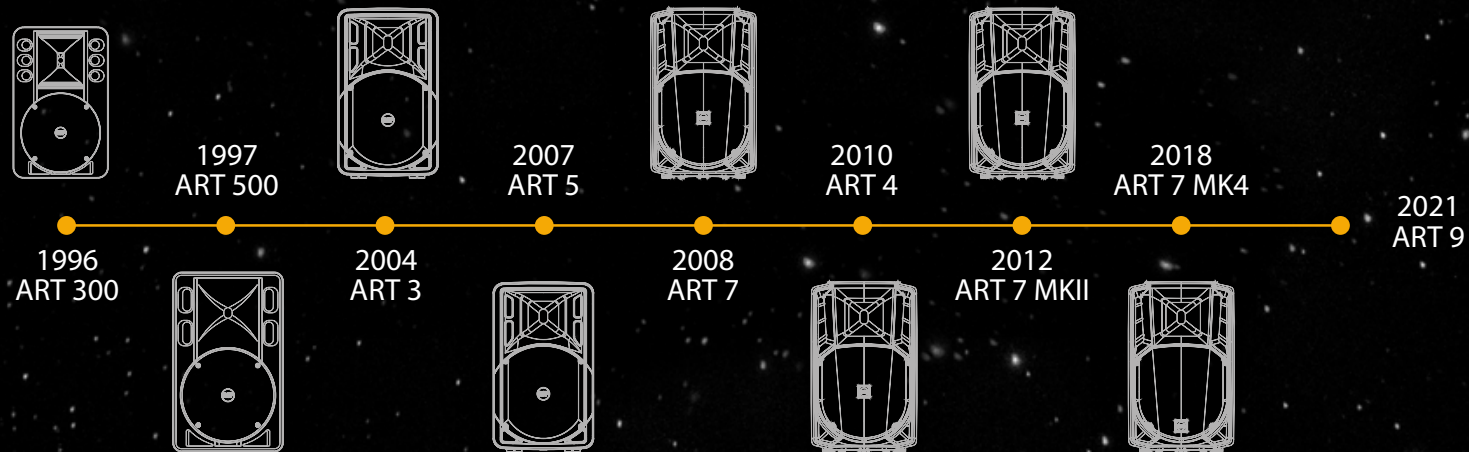
- Perfect Sound Image
- Wide 100° x 60° Constant Directivity
- Coherent On/Off-Axis Sound Timbre
- FIRPHASE 0° Phase Linearity

CREATED WITH MUSIC IN MIND

ART 9 sets a new standard in professional audio with its innovative electroacoustic design and the extreme versatility—all packed in a rugged, tour-ready cabinet — delivering stellar audio performance. ART 9 is a reliable audio solution that can be used as the main sound system, fill speaker, or stage monitor.

The ART series was a milestone in the market. It's one of the very first portable, composite material speakers, with exceptional sound quality. The introduction of the ART Series, in 1996, has established RCF among the major global manufacturers of active speakers.

A JOURNEY FULL OF ART





THE MOST POWERFUL AMPLIFIER IN ITS CLASS

With 2,100 Watts of power, the 2-channel ART 9 Class-D amplifier is 50% more powerful than previous models, able to manage extremely high sound pressure levels with an ultra-fast attack, realistic transient response, and very low heat loss.

ONE INPUT

Plug the output of your mixer or audio device into the Line-in Combo (TRS+XLR) Input. The extremely low noise input circuit will deliver an unaltered and clean signal to the power amplifier.

ALUMINUM BACK PANEL

1. **Balanced Line Input**
2. **Balanced Line Link/Output**
3. **Volume Control** [rotate to adjust the volume]
4. **Status LEDs:**
Signal [green - safe input level]
Overload [red - limiting in action]
5. **Preset Selection Button**
LINEAR - Finely tuned sound for best clarity
BOOST - Enhanced loudness for background music or punchy bass
STAGE - Perfect tuning for stage monitoring



True Outdoor Protection (TOP)
PowerCON TRUE1
ART 945-A only



SUPERIOR COMPRESSION DRIVERS

Lightweight and powerful, RCF drivers are a true reference for high performance. All transducers are designed by RCF engineers in Italy for maximum reliability and perfectly matched components.



4" Titanium Neodymium
Compression Driver

ART 945-A




3" Titanium Neodymium
Compression Driver

ART 935-A / ART 932-A



1.75" Compression Driver

ART 915-A / ART 912-A / ART 910-A




Pure Titanium Compression Driver

Reference in performance
and reliability

TITANIUM

Because titanium alloys have high corrosion resistance, fatigue resistance, high tensile strength to density ratio, high crack resistance, and ability to withstand high temperatures, they are used in aircraft and spacecraft industries, high-quality sporting goods, luxury cars, and of course in RCF transducers. Titanium dome structures combine the strength of phenolic and composite-type diaphragms with an outstanding frequency response similar to other more fragile materials.



Polyimide-Kapton dome

10x more durable

KAPTON

Kapton® is a material extensively used in space and for temperature-resistant insulation. For applications where extremes of heat and vibration are the norm, designers rely on Kapton® because of its ability to maintain its unique combination of mechanical properties under the harshest of conditions.

REMARKABLE WOOFERS

Low-frequency transducer design gains more stability over higher currents, with less distortion, and is highly efficient in terms of heat dissipation. RCF quality control is very strict. Our woofers are tested with a 200 hours continuous signal to stress the transducer at extreme levels. Only the best woofer design can fit ART 9.



High-Power 15" Neodymium
3.5" Voice Coil

ART 945-A



High-Power 15"
3" Voice Coil

ART 935-A / ART 915-A



High-Power 12"
2.5" Voice Coil

ART 932-A / ART 912-A



High-Power 10"
2.5" Voice Coil

ART 910-A

NEODYMIUM

Neodymium magnets are the strongest permanent magnets known. This rare-earth material is lightweight and extremely powerful in comparison with the most common Ferrite magnet. RCF professional transducers feature neodymium magnets when a lightweight and smaller magnet assembly is required, such as in touring applications.



NEW CABINET DESIGN


A professional appearance of an ART 9 speaker is ideal for live events or installed applications. The sleek black cabinet uses a special polypropylene composite material with a radically new construction concept. The grill cover is heavy-duty steel protecting both transducers and vented ports.

TRUE RESISTIVE WAVEGUIDE

The TRW waveguide mimics a resonance-free pure resistive load reducing the high-frequency distortion of a classic horn. With its asymmetrical sound shaping, the coverage angle of the waveguide provides constant directivity to the entire listening area and improved stereo panorama.

M-BRACE

The M-brace reinforcement connects four internal sides of the enclosure with the amplifier, preventing any deformation for a completely inert body, with augmented acoustical damping even at maximum volume settings. The M-brace design also performs as a reinforcement structure, for greater resistance to mechanical stress.



60°
Vertical Coverage
Angle

100°
Horizontal
Coverage Angle

New vented ports' design with Finite Element Analysis

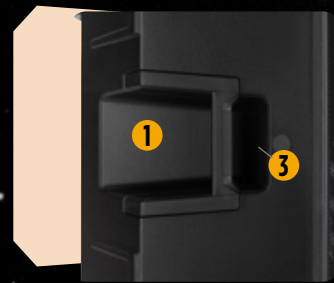


BRING ART WITH YOU

ART 9 can operate as either the main system or as a floor monitor. This flexibility makes it a smart choice for a wide range of live sound applications. From molding to the final texture, ART 9 offers maximum strength for intensive use on the road, well suitable for fixed installation.

EASY TO CARRY AND SECURE TO INSTALL

The cabinet is easy to carry, thanks to ergonomic handles with rubber grips on both sides and the top. The lower side includes a steel pole socket for mounting on a stand or subwoofer pole. Each model can also be flown, wall- or truss-mounted using multiple M10 rigging points and special accessories.



1. Handles on both sides (except ART 910-A)
2. Top handle
3. 1 x M10 each side
4. 1 x M10 on top
5. Pole mount/Cap

FLOOR & SUSPENDED CONFIGURATIONS



Pole mount
On subwoofer



Pole mount
On floor stand



Stage
Monitor



Horizontal wall/hanged
mount



Vertical wall/hanged
mount




Hanged
mount



BASS MOTION CONTROL

When searching for an extended bass with enhanced performance, RCF engineers found a way to remove the high-pass filter, replacing it with a forward-thinking approach. Introducing BMC (Bass Motion Control), the newly advanced woofer excursion management feature. ART 9 with BMC can handle the lowest audible frequencies without affecting the woofer stability, with extended linearity and better sound integrity.



The BMC method works by creating a complete map of the dynamic behavior of the woofer, to generate a custom algorithm that only limits over-excursions. This gives total freedom of signal reproduction to the transducer. When high-pass filters normally protect the woofer motion from becoming destructive, but change the phase behavior, the new BMC algorithm breaks conventional rule. In combination with FIRPHASE technology, ART 9 has a level of DSP audio performance never achieved in this range of speakers.



FIRPHASE TECHNOLOGY

RCF speakers are designed using a proprietary and advanced FiR filtering technology, conceived to deliver transparent sound, absolute clarity and perfect stereo images to the listener.

The special FiRPHASE filters allow for coherent distribution of sound for all listeners without phase distortions, ensuring minimum latencies in the system.

PHASE MATTERS

The design of the FIR filter for this specific purpose should start from an accurate measurement of the loudspeaker phase.

FiRPHASE algorithm use this measurement and adapt the loudspeaker's phase without touching the amplitude equalization.

The advanced technique used by FiRPHASE is a recursive method (least squares method) combined with a proprietary algorithm that calculates the best FIR filter coefficients according to amplitude and phase constrains.

The algorithm corrects phase and amplitude (if necessary) by identifying the weak points of both the transducers and cabinet of the loudspeaker.

This technique allows a deep control of phase at mid-low frequency with relatively small filters, while also achieving a higher resolution than that one as theory suggests.



ART 945-A

The combination of neodymium transducers - 4" titanium compression driver, 15" woofer - two-channel 2,100W amplifier, and the constant directivity True Resistive Waveguide produces coherent 100° x 60° coverage for the listening area with up to 135 dB SPL, distortion-free sound.



- Up to 135 dB Sound Pressure Level
- 2100W Class-D Bi-Amplification
- 45-20000 Hz linear frequency response
- Wide 100° x 60° Constant Directivity
- 650 Hz Crossover Frequency
- True Resistive Waveguide for superb, distortion-free coverage
- Road-proof Cabinet with M-Brace Reinforcement



15" Neodymium Woofer,
3.5" voice coil



4" Titanium Neodymium
Compression Driver

- Height: 717 mm / 28.23"
- Width: 415 mm / 16.34"
- Depth: 410 mm / 16.14"
- Weight: 22.1 kg / 48.72 lbs



True Outdoor Protection (TOP)
PowerCON TRUE1
ART 945-A only



BASS MOTION
CONTROL



FIRPHASE
TECHNOLOGY

ART 935-A

The combination of a 3" titanium/neodymium compression driver, 15" woofer, two-channel 2,100W amplifier, and the constant directivity True Resistive Waveguide produces coherent 100° x 60° coverage for the listening area with up to 133 dB SPL, distortion-free sound.



- Up to 133 dB Sound Pressure Level
- 2100W Class-D Bi-Amplification
- 45-20000 Hz linear frequency response
- Wide 100° x 60° Constant Directivity
- 800 Hz Crossover Frequency
- True Resistive Waveguide for superb, distortion-free coverage
- Road-proof Cabinet with M-Brace Reinforcement



15" Woofer,
3.5" voice coil



3" Titanium Neodymium
Compression Driver

- Height: 717 mm / 28.23"
- Width: 415 mm / 16.34"
- Depth: 410 mm / 16.14"
- Weight: 24.2 kg / 53.35 lbs
- Hardware: 1 x M10 Top, 1 x M10 each side
- Handles: 1 Top , 1 each side
- Pole mount/Cap: Yes



BASS MOTION
CONTROL



FIRPHASE
TECHNOLOGY

ART 915-A

The combination of a 1.75" compression driver, 15" woofer, two-channel 2100W amplifier, and a constant directivity True Resistive Waveguide produces coherent 100° x 60° coverage for the listening area with up to 131 dB SPL, distortion-free sound.



- Up to 131 dB Sound Pressure Level
- 2100W Class-D Bi-Amplification
- 45-20000 Hz linear frequency response
- Wide 100° x 60° Constant Directivity
- 1800 Hz Crossover Frequency
- True Resistive Waveguide for superb, distortion-free coverage
- Road-proof Cabinet with M-Brace Reinforcement



15" Woofer,
3.5" voice coil



1.75" Compression Driver

- Height: 717 mm / 28.23"
- Width: 415 mm / 16.34"
- Depth: 410 mm / 16.14"
- Weight: 22 kg / 48.5 lbs

- Hardware: 1 x M10 Top, 1 x M10 each side
- Handles: 1 Top, 1 each side
- Pole mount/Cap: Yes



BASS MOTION
CONTROL



FIRPHASE
TECHNOLOGY

ART 932-A

The combination of a 3" titanium/neodymium compression driver, 12" woofer - two-channel 2100W amplifier, and the constant directivity True Resistive Waveguide produces coherent 100° x 60° coverage for the listening area with up to 132 dB SPL, distortion-free sound.



- Up to 132 dB Sound Pressure Level
- 2100W Class-D Bi-Amplification
- 50-20000 Hz linear frequency response
- Wide 100° x 60° Constant Directivity
- 700 Hz Crossover Frequency
- True Resistive Waveguide for superb, distortion-free coverage
- Road-proof Cabinet with M-Brace Reinforcement



12" Woofer,
2.5" voice coil



3" Titanium Neodymium
Compression Driver

- Height: 642 mm / 25.28"
- Width: 370 mm / 14.57"
- Depth: 363 mm / 14.29"
- Weight: 18.8 kg / 41.45 lbs

- Hardware: 1 x M10 Top, 1 x M10 each side
- Handles: 1 Top , 1 each side
- Pole mount/Cap: Yes



BASS MOTION
CONTROL



FIRPHASE
TECHNOLOGY

ART 912-A

The combination of a 1.75" compression driver, 12" woofer, two-channel 2100W amplifier, and the constant directivity True Resistive Waveguide produces coherent 100° x 60° coverage for the listening area with up to 130 dB SPL, distortion-free sound.



- Up to 130 dB Sound Pressure Level
- 2100W Class-D Bi-Amplification
- 50-20000 Hz linear frequency response
- Wide 100° x 60° Constant Directivity
- 1800 Hz Crossover Frequency
- True Resistive Waveguide for superb, distortion-free coverage
- Road-proof Cabinet with M-Brace Reinforcement



12" Woofer,
2.5" voice coil



1.75" Compression Driver

- Height: 642 mm / 25.28"
- Width: 370 mm / 14.57"
- Depth: 363 mm / 14.29"
- Weight: 19 kg / 41.89 lbs

- Hardware: 1 x M10 Top, 1 x M10 each side
- Handles: 1 Top, 1 each side
- Pole mount/Cap: Yes



BASS MOTION
CONTROL



FIRPHASE
TECHNOLOGY

ART 910-A

The combination of a 1.75" compression driver, 10" woofer, two-channel 2100W amplifier, and the constant directivity True Resistive Waveguide produces coherent 100° x 60° coverage for the listening area with up to 130 dB SPL, distortion-free sound.



10" Woofer,
2.5" voice coil



1.75" Compression Driver

- Up to 130 dB Sound Pressure Level
- 2100W Class-D Bi-Amplification
- 50-20000 Hz linear frequency response
- Wide 100° x 60° Constant Directivity
- 1800 Hz Crossover Frequency
- True Resistive Waveguide for superb, distortion-free coverage
- Road-proof Cabinet with M-Brace Reinforcement

- Height: 572 mm / 22.52"
- Width: 330 mm / 12.99"
- Depth: 310 mm / 12.2"
- Weight: 15.8 kg / 34.83 lbs

- Hardware: 1 x M10 Top and Bottom
- Handles: 1 Top
- Pole mount/Cap: Yes



BASS MOTION
CONTROL



FIRPHASE
TECHNOLOGY

APPLICATIONS

With RCF build quality and packed with premium features, ART 9 is the most versatile loudspeaker for your professional applications—on the road, on the stage, and is also suitable for fixed installation.



Live Music Performances



Mobile DJs



Stage Monitoring



Rental Companies



Business and Corporate



High Power Install Audio

ART 9 FEATURES

	ART 945-A	ART 935-A	ART 915-A	ART 932-A	ART 912-A	ART 910-A
Acoustical specifications						
Frequency Response:	45 Hz ÷ 20 kHz	45 Hz ÷ 20 kHz	45 Hz ÷ 20 kHz	50 Hz ÷ 20 kHz	50 Hz ÷ 20 kHz	50 Hz ÷ 20 kHz
Max SPL @ 1m:	135 dB	133 dB	131 dB	132 dB	130 dB	130 dB
Horizontal coverage angle:	100°	100°	100°	100°	100°	100°
Vertical coverage angle:	60°	60°	60°	60°	60°	60°
Transducers						
Compression Driver:	1.4" neo, 4" v.c	1.4" neo, 3" v.c	1", 1.75" v.c	1.4" neo, 3" v.c	1", 1.75" v.c	1", 1.75" v.c
Woofers:	15" neo, 3.5" v.c	15", 3.0" v.c	15", 2.5" v.c	12", 2.5" v.c	12", 2.5" v.c	10", 2.5" v.c
Input/Output section						
Input signal:	bal/unbal	bal/unbal	bal/unbal	bal/unbal	bal/unbal	bal/unbal
Input connectors:	XLR, Jack	XLR, Jack	XLR, Jack	XLR, Jack	XLR, Jack	XLR, Jack
Output connectors:	XLR	XLR	XLR	XLR	XLR	XLR
Input sensitivity:	-2 dBu/+4 dBu	-2 dBu/+4 dBu	-2 dBu/+4 dBu	-2 dBu/+4 dBu	-2 dBu/+4 dBu	-2 dBu/+4 dBu
Processor section						
Crossover Frequencies:	650 Hz	800 Hz	1800 Hz	700 Hz	1800 Hz	1800 Hz
Protections:	Thermal, RMS	Thermal, RMS	Thermal, RMS	Thermal, RMS	Thermal, RMS	Thermal, RMS
Limiter:	Soft Limiter	Soft Limiter	Soft Limiter	Soft Limiter	Soft Limiter	Soft Limiter
Controls:	Linear, Boost, Stage, Volume	Linear, Boost, Stage, Volume	Linear, Boost, Stage, Volume	Linear, Boost, Stage, Volume	Linear, Boost, Stage, Volume	Linear, Boost, Stage, Volume
Power section						
Total Power:	2100 W Peak	2100 W Peak	2100 W Peak	2100 W Peak	2100 W Peak	2100 W Peak
High frequencies:	700 W Peak	700 W Peak	700 W Peak	700 W Peak	700 W Peak	700 W Peak
Low frequencies:	1400 W Peak	1400 W Peak	1400 W Peak	1500 W Peak	1400 W Peak	1400 W Peak
Cooling:	Convection	Convection	Convection	Convection	Convection	Convection
Connections:	Powercon IN/OUT	VDE	VDE	VDE	VDE	VDE
Standard compliance						
CE marking:	Yes	Yes	Yes	Yes	Yes	Yes
Physical specifications						
Cabinet/Case Material:	PP Composite	PP Composite	PP Composite	PP Composite	PP Composite	PP Composite
Hardware:	1 x M10 Top, 1 x M10 each side	1 x M10 Top, 1 x M10 each side	1 x M10 Top, 1 x M10 each side	1 x M10 Top, 1 x M10 each side	1 x M10 Top, 1 x M10 each side	1 x M10 Top and Bottom
Handles:	1 Top, 1 each side	1 Top, 1 each side	1 Top, 1 each side	1 Top, 1 each side	1 Top, 1 each side	1 Top
Pole mount/Cap:	Yes	Yes	Yes	Yes	Yes	Yes
Grille:	Steel	Steel	Steel	Steel	Steel	Steel
Color:	Black	Black	Black	Black	Black	Black
Size						
Height:	717 mm / 28.23"	717 mm / 28.23"	717 mm / 28.23"	642 mm / 25.28"	642 mm / 25.28"	572 mm / 22.52"
Width:	415 mm / 16.34"	415 mm / 16.34"	415 mm / 16.34"	370 mm / 14.57"	370 mm / 14.57"	330 mm / 12.99"
Depth:	410 mm / 16.14"	410 mm / 16.14"	410 mm / 16.14"	363 mm / 14.29"	363 mm / 14.29"	310 mm / 12.2"
Weight:	22.1 kg / 48.72 lbs	24.2 kg / 53.35 lbs	22 kg / 48.5 lbs	18.8 kg / 41.45 lbs	19 kg / 41.89 lbs	15.8 kg / 34.83 lbs
PART NUMBER						
220-240V	13000691	13000682	13000656	13000680	13000655	13000654
115V	13000692	13000683	13000679	13000681	13000678	13000677



ART 9 ACCESSORIES

COVERS



CVR ART 915 p.n. 13360034

Padded Cover for ART 9 Series 15" models. It features heavy-duty weatherproof polyester outer fabric, foam rubber padding, and zip openings with Velcro fasteners. The frontal cover can be opened and blocked with velcro on one side. It features multiple openings for handles, for the rear connection panel, and the pole mount cap.



CVR ART 912 p.n. 13360474

Padded Cover for ART 9 series 12" models. It features heavy-duty weatherproof polyester outer fabric, foam rubber padding, and zip openings with Velcro fasteners. The frontal cover can be opened and blocked with velcro on one side. It features multiple openings for handles, for the rear connection panel, and the pole mount cap.



CVR ART 910 p.n. 13360473

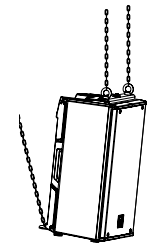
Padded Cover for ART 910-A. It features heavy-duty weatherproof polyester outer fabric, foam rubber padding, and zip openings with Velcro fasteners. The frontal cover can be opened and blocked with velcro on one side. It features multiple openings for handles, for the rear connection panel, and the pole mount cap.

FLYING MOUNT BRACKET



FL-BR ART 915 p.n. 13360034

FL-BR Flying Mount Bracket for ART 9 Series 15" models. It features robust brackets and hardware to hang the speaker system to a ceiling or truss using chains, cables, and hooks.



FL-BR ART 912 p.n. 13360477

FL-BR Flying Mount Bracket for ART 9 Series 12" models. It features robust brackets and hardware to hang the speaker system to a ceiling or truss using chains, cables, and hooks.



FL-BR ART 910 p.n. 13360472

FL-BR Flying Mount Bracket for ART 910-A. It features robust brackets and hardware to hang the speaker system to a ceiling or truss using chains, cables, and hooks.

HORIZONTAL MOUNT BRACKET

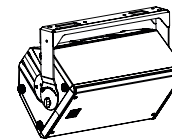
H-BR ART 915 p.n. 13360479

H-BR Horizontal Mount Bracket for ART 9 Series 15" models. It features robust brackets and hardware to mount the speaker system to a wall, ceiling, or truss in horizontal configuration. Adjustable inclination allows obtaining the desired sound coverage.



H-BR ART 912 p.n. 13360475

H-BR Horizontal Mount Bracket for ART 9 Series 12" models. It features robust brackets and hardware to mount the speaker system to a wall, ceiling, or truss in horizontal configuration. Adjustable inclination allows obtaining the desired sound coverage.



H-BR ART 910 p.n. 13360471

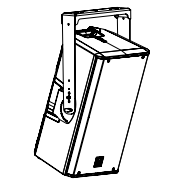
H-BR Horizontal Mount Bracket for ART 910-A. It features robust brackets and hardware to mount the speaker system to a wall, ceiling, or truss in horizontal configuration. Adjustable inclination allows obtaining the desired sound coverage.

VERTICAL MOUNT BRACKET



V-BR ART 915 p.n. 13360480


V-BR Vertical Mount Bracket for ART 9 Series 15" models. It features robust brackets and hardware to mount the speaker system to a wall, ceiling, or truss in vertical configuration. Adjustable inclination allows obtaining the desired sound coverage.



V-BR ART 912 p.n. 13360476

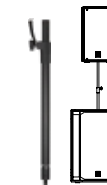
V-BR Vertical Mount Bracket for ART 9 Series 12" models. It features robust brackets and hardware to mount the speaker system to a wall, ceiling, or truss in vertical configuration. Adjustable inclination allows obtaining the desired sound coverage.

STACKING



AC PMA p.n. 13360034

Adjustable speaker pole mount.



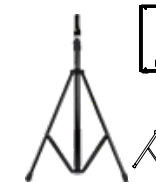
AC PM-M20 p.n. 13360067

Adjustable pole for subwoofer.




AC PMX p.n. 13360232

Speaker pole mount with pushbutton system and hand crank to avoid uncontrolled reverse motion. Locking screw provides additional safety.



AC PRO-FS p.n. 13360109

Steel speaker floor stand with folding base and telescopic rod. Tube diameter 35mm. Load capacity up to 50kg.



AC PRO-PM p.n. 13360110

Steel speaker pole mount with telescopic rod, tube diameter 35mm. Height adjustment using a non-scratching locking screw and safety pin. Moveable plastic splints separate the speaker from the stand creating a vibration-free connection. Easy to use ring lock.



www.rcf.it

HEADQUARTERS:

RCF S.p.A. Italy
tel. +39 0522 274 411
e-mail: info@rcf.it

RCF UK

Int. +44 (0) 1702 800846
e-mail: info@rcfaudio.co.uk

RCF France

tel. +33 6 24 15 81 76
e-mail: france@rcf.it

RCF Germany

tel. +49 2203 925370
e-mail: germany@rcf.it

RCF Spain

tel. +34 91 817 42 66
e-mail: info@rcfaudio.es

RCF Benelux

tel. +49 (0) 2203 9253724
e-mail: benelux@rcf.it

RCF USA Inc.

tel. +1 732-9026100
e-mail: info@rcf-usa.com